



Visva-Bharati

(Where the world makes its home in a single nest)

Library Network e-Newsletter



VBLN

2020: Volume-7, Issue-4, April

News at a Glance

WEBEX Meeting: Virtual Conferencing Software

Announcement

Recent Library Activities / Developments

New Arrivals

Important Links

Conferences / Seminars

Editorial Board

Editor:

Dr. Nimai Chand Saha, University Librarian (Acting)

Associate Editor:

Dr. Tapas Kumar Das, Dy. Librarian (Stage-III)

Assistant Editors:

Ms. Sabahat Nausheen, Asst. Librarian (Stage-II)
Sri Sujit Kujur, Asst. Librarian (Stage-II)

Library website:

<http://172.16.2.132/library/index.php> (Intranet)
<http://14.139.211.2/library/index.php> (Internet)

<https://www.facebook.com/vbllibnet>
<http://14.139.211.2/mediawiki/index.php>



WEBEX Meeting

What is a WebEx Meeting?

WebEx Meeting Center is virtual conferencing software that allows its users to collaborate in an online environment as opposed to face-to-face. Meeting Center conveniently works inside your web browser with no program to download, install, or configure. Meeting Center can be used for audio-only calls (like the traditional conference call), visual meetings via webcams, and for presentations—you can share anything that is displayed on your screen for everyone in the meeting to view. We will be using WebEx Meeting Center in this course, so it is important that you familiarize yourself with its interface and features.

WebEx Meeting Room Types

There are two types of Meeting Rooms, each of which has advantages and disadvantages.

1. **A WebEx Meeting Room:** This room is created for a participant by default when an administrator first sets up his/her account with user name and a default password.

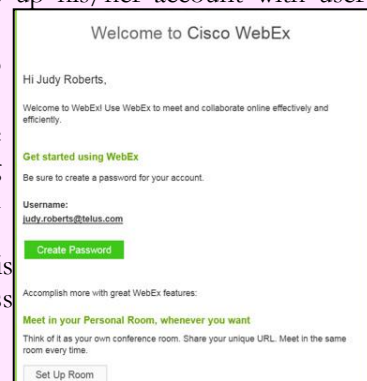
- Do not need to do anything special to set up or access it.
- Each meeting has its own access code so that users cannot access a meeting unless administrator invites them and provide the code.

2. **A Personal Meeting Room:** Create this room when administrator first access WebEx and customize the password.

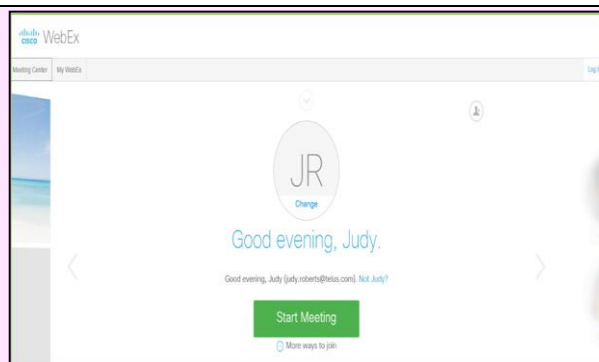
- The access code is stable, like the PIN for the personal audio conference sessions. Admin can change the code if he/she wishes to do so.
- Precise meeting start and end times are not needed; the room is always available
- To use the room, a Host goes to WebEx, opens up Meeting Info and sends the information to the participants / colleague(s)

How to join a WebEx Meeting?

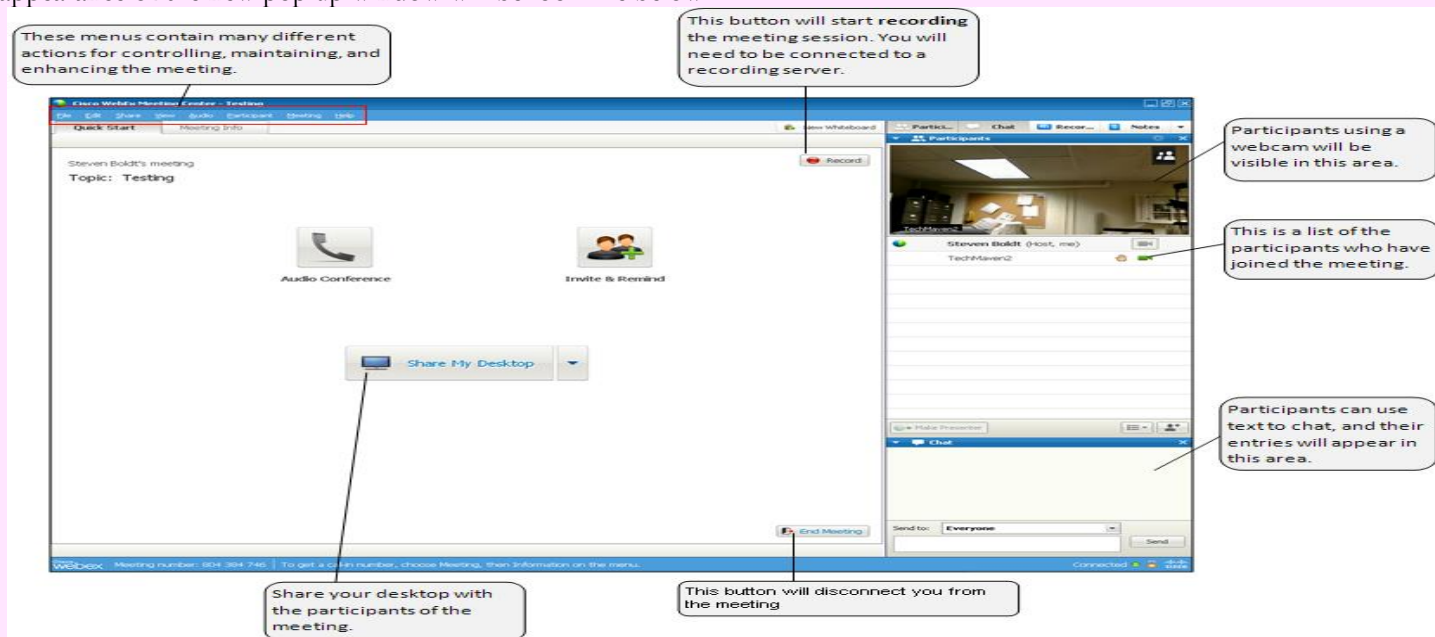
1. An email will be sent with meeting information such as date, time and who initiated the meeting. If the meeting requires password, it would include in the mail.
2. Click the link in the email, WhatsApp, etc. to go to the Webex website.



3. On the right-hand of the screen, log-in option will appear. Type the name (eg. John D.) and email address and press on the 'Join'.
4. A separate window will pop up and prompt for choice of audio. Either uses a phone or your computer for audio.
5. If chosen to join the conference using a phone, will need to call into the meeting. Dial the number given under step 1, and then use the access code and Attendee ID to connect when prompted.
6. If chosen to use computer for audio, click "Call Using Computer." The option comes to test microphone and headset/speakers before connecting to the conference.



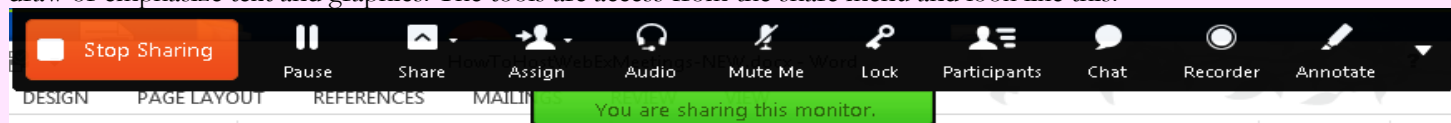
If pressed **Start Meeting** button before log in, the login screen will appear and require logging in. When logged in, the appearance of the new pop up window will be look like below:



How to share documents, presentations?

In the WebEx Meeting Center, admin may be permitted by the meeting initiator to "share" own documents, presentations, etc. This permission depends on the "role" within the meeting as a host, presenter, or simply an attendee in the meeting. The presenter or a host may click "Share" on the top menu and select the item like to share.

Presentation or Document: If chosen to share a presentation or document, it will show up in the Presentation Window. Presenter may then narrate the presentation. While sharing a presentation or document, may use the tools on the toolbar to draw or emphasize text and graphics. The tools are access from the share menu and look like this:



Application: Sharing an application may be useful for editing a document as a group or demonstrate how to use an application that is on presenter or host computer. Just like presentations or documents, use annotation tools to draw on the application and emphasize certain aspects.

Desktop: Sharing a desktop is similar to sharing an application except attendees can see all aspects of host desktop, including mouse movements.

Whiteboard: Whiteboard provides a blank space to write or draw. It may copy and paste images into the whiteboard, save it, print it, and even draw on it simultaneously with other meeting attendees.

Notes:

1. The WebEx application can be downloaded to computer from www.webex.co.in, mobile app support to Android and iPhone platform.
2. The live meetings/presentations can be recorded.
3. It allows sharing desktop and documenting in real time.
4. Convenient virtual meetings anytime anywhere

ANNOUNCEMENT:

Visva-Bharati Library Network (VBLN) is happy to announce to organize webinar for Scholars, Faculties and Library Professionals of VB and other Institutes from all-over India where intending candidates may attend from their home by using smart phone or laptop/desktop as per the schedule (may change due to situation). Its gives us immense pleasure to note that the announcement has been made on 27 April (8.45pm) evening and by 30 April 12pm we have received more than 330 registrations and to control the rush we have to stop further registration. Considering the grounds reality, library may repeat the program.

SOME RECENT ACTIVITIES:

- **Webinar:** One online live Webinar was hosted on “EBSCO Discovery Service: Single search box for Visva Bharati University library resources” in association with EBSCO Information services, India on 29 April 2020 at 12.00pm. Total 49 participants (comprising of Faculties, Library Professionals, Research Scholars) from VB have joined in the session. Mr. Raj Kumar Mahapatra, Training Manager – East India from the EBSCO has hosted and presented the session. The session was highly informative, useful and interactive too.
- **COVID19:**
 - **Uninterrupted learning materials:** VBLN is much concern to provide study materials among the VB fraternity even in this lockdown period due to emerging outbreaks of novel Coronal virus and spread of COVID 19. Therefore, to continue uninterrupted study and research work, library has already sent its appeal to the e-publishers/aggregators to offer their e-resources (which we have purchased or subscribed) to access through ID and password till 30 June 2020, as a special measure. On our request many e-resource publishers / providers have offered their free full-text accessibility of e-resources for VB fraternity. Accordingly, the same has been circulated along with the Open Access Resources and Publishers offer Free Access among the target groups through university website, E-mail, and WhatsApp vide Memo No. CL/1428/2019-20/(GNet), CL/1429/2019-20/(GNet), CL/1430/2019-20/(GNet).
 - **Social Face of the VBLN:** The staff members of VBLN have contributed individually, institutionally, from Mutual Fund and also other different ways extend their hands of cooperation by contributing in addition to one-day salary to PM Care Fund to help the people who have affected most due to lockdown – the poorest of the poor among the tribals, daily wage earners in villages. The distribution of foodstuff and other relief materials to the affected peoples is continuing by the Seba Sakha, Karmi Mandali Visva-Bharati in association with the Central Library Mutual Fund since 10 April and distributed more than thousand affected families till 28th April. Moreover, VBLN has also distributed foodstuff and other relief materials on 14 April among the twenty five Adabasi Mahadal and others outsourcing staff those are working in the library on ‘no-work-no-pay basis’.
 - **Creation WhatsApp group:** In addition to E-mail group, Face book, considering the current situation VBLN has decided to create separate WhatsApp group for the faculties, research scholars to keep them appraise with the library services, activities, notification of the University Administration and UGC. As we know, nowadays WhatsApp is the very handy and mostly used social network by the community. We have already added around 200 faculty members in the group entitled ‘VB Library for Faculties’ and around 130 Research Scholars in the group entitled ‘VB Library for Res. Scholars’. Library is also planning to create two more groups entitled ‘VB Library for Officers’ and ‘VBLN Staff OCO’ (Visva-Bharati Library Network Staff Official Communication Only) very soon to communicate quickly and easily.
- **Article Delivery Services:** During the month thirty one (31) no. of soft copies of the Articles / Book Chapters / Books have collected and delivered through mail as requisitioned by the academics/scholars.

IMPORTANT LINKS:

NPTEL [<http://nptel.ac.in>]

National Programme on Technology Enhanced Learning (NPTEL) is a project of MHRD initiated by seven Indian Institutes of Technology (Bombay, Delhi, Kanpur, Kharagpur, Madras, Guwahati and Roorkee) along with the Indian Institute of Science, Bangalore in 2003, to provide quality education to anyone interested in learning from the IITs. The main goal was to create web and video courses in all major branches of engineering and physical sciences at the undergraduate and postgraduate levels and management courses at the postgraduate level.

Largest online repository in the world of Courses in engineering, basic sciences, Humanities and Social Sciences.

Bharat Padhe Online [<https://www.aicte-india.org/content/bharat-padhe-online-portal>]

Recognizing the immense potential of technology in contributing towards nation building and in expanding the existing capacities of teaching methodology including e-learning, government has initiated several innovative steps using technology as a platform. One of the latest initiatives in this regard is development of “Bharat Padhe Online portal” to invite ideas for improving Online Education in India, with specific thrust on e-learning.

CONFERENCES/SEMINARS:

1. SMTECH 2020. International Workshop on Semantic Techniques and Technologies for Data & Knowledge representation will take place on 6-10 July 2020 at Bangalore, Karnataka. [<https://drtc.isibang.ac.in>]
2. International Short-Term Course on OSSLM 2020 Open Source Software for Library Management will take place on 11-16 May 2020 at IIT Kharagpur, West Bengal. [<http://www.library.iitkgp.ac.in/pages/osslm20.html>].
3. 2nd International Conference on Knowledge Networking in ICT Era (KNICT) will take place on 12-13 June 2020 at Chennai, Tamil Nadu. [<https://www.knict2020.in/p/home.html>]

New Arrivals (Books and Periodicals)

[Books](#) (click)

[Journals](#) (click)



Foodstuff and Relief material distribution with Sebasakha, Karmi Mandali, Visva-Bharati on 10 April



Foodstuff and Relief material distribution among Adibasi Mahadal and outsourcing staff of VBLN on 14 April